



Holistic Student Assessment Overview





We partner with schools, districts, and out-of-school time programs to substantially increase **social-emotional skills** and **resilience** in the service of **academic** and **life success**.





- **Know every child**
- **Focus on strengths**
- **Create proactive systems for inclusion and equity**
- **Use data to support all learners**

Built on an Evidence-Based Framework



Grounded in Clover Model of
social-emotional development
(Noam & Triggs, 2018)

PEAR's Implementation Model

Assessments

- Student Assessments
- Educator/Family Assessments
- Whole School Observations

Coaching & Professional Development

- Leadership Coaching
- Trainings
- Certification Programs

- Dynamic Qualtrics Dashboards
- Integration of Academic Data
- Data Interpretation Sessions


Data-Informed Planning & Evaluation

- Advisory Curricula
- Tier 2 Group Interventions
- Mental Health Resources

Programs & Practices



Data System to Support Youth Voice



Holistic Student Assessment (HSA)

Rigorously validated student self-report survey, built on an evidence-based youth development framework and designed to help programs tailor services to better support the social and emotional well-being of youth.



Includes 14 - 19 scales measuring:

- Resiliencies
- Learning and School Engagement
- Relationships
- Strengths and Difficulties

HSA Domains & Scales

| Resiliencies |
|--------------------|
| Action Orientation |
| Emotion Control |
| Assertiveness |
| Perseverance |
| Trust |
| Empathy |
| Reflection |
| Optimism |

| Learning & School Engagement |
|------------------------------|
| Learning Interest |
| Critical Thinking |
| Academic Motivation |
| School Bonding |

| Relationships |
|---------------------------|
| Relationships with Peers |
| Relationships with Adults |

HSA Pilot Scales & Additional Items

| Additional Scales | Strengths & Difficulties Questionnaire (SDQ) |
|---|--|
| Growth Mindset: Learning <i>(pilot)</i> | Hyperactivity/Inattention |
| Growth Mindset: Character <i>(pilot)</i> | Conduct Problems |
| Teamwork <i>(pilot)</i> | Emotional Symptoms |
| Fair Treatment (DEI) <i>(pilot)</i> | Peer Problems |
| Representation (DEI) <i>(pilot)</i> | Prosocial |
| Creativity Scales <i>(in development)</i> | |

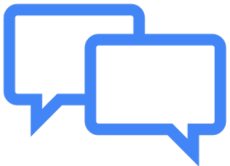
Administration



**15-30
minutes**



**Paper or
Electronic**



**Available in 7
Languages**



For each statement below, please select the bubble that best describes what you think about the statement.

| | Not at All | Sometimes | Often | Almost Always |
|---|-----------------------|-----------------------|-----------------------|-----------------------|
| I like to learn new things | <input type="radio"/> | <input type="radio"/> | <input type="radio"/> | <input type="radio"/> |
| I stand up for things that matter to me. | <input type="radio"/> | <input type="radio"/> | <input type="radio"/> | <input type="radio"/> |
| When I see another kid who is hurt or upset, I feel sorry for them. | <input type="radio"/> | <input type="radio"/> | <input type="radio"/> | <input type="radio"/> |
| There are adults I look up to and admire. | <input type="radio"/> | <input type="radio"/> | <input type="radio"/> | <input type="radio"/> |
| I try to look at a situation in different ways. | <input type="radio"/> | <input type="radio"/> | <input type="radio"/> | <input type="radio"/> |
| I like to help people with their problems. | <input type="radio"/> | <input type="radio"/> | <input type="radio"/> | <input type="radio"/> |

Sample Online Survey

Developmentally-Sensitive Versions

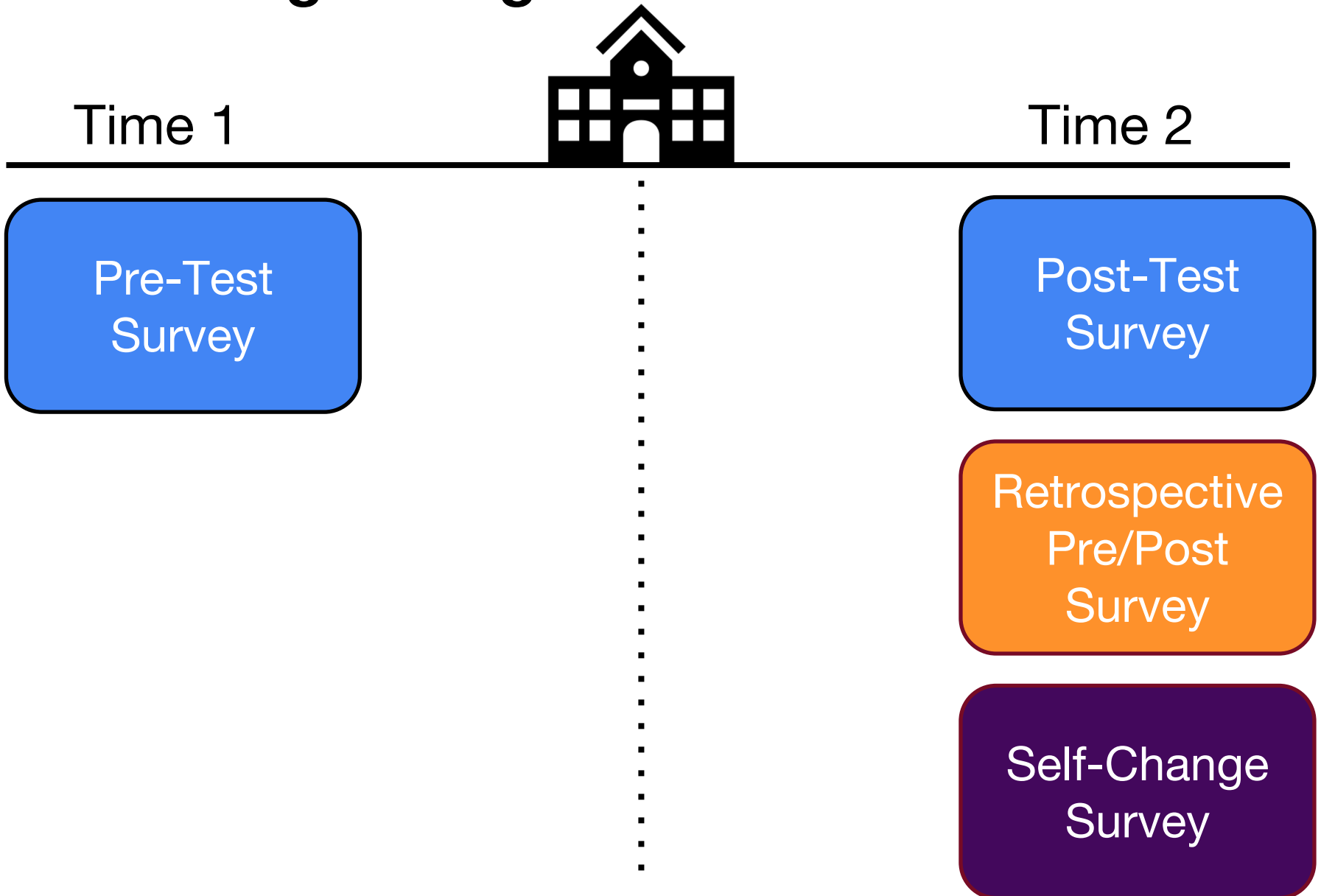
Adult-Report: K-2nd Grade

Elementary: 3rd Grade

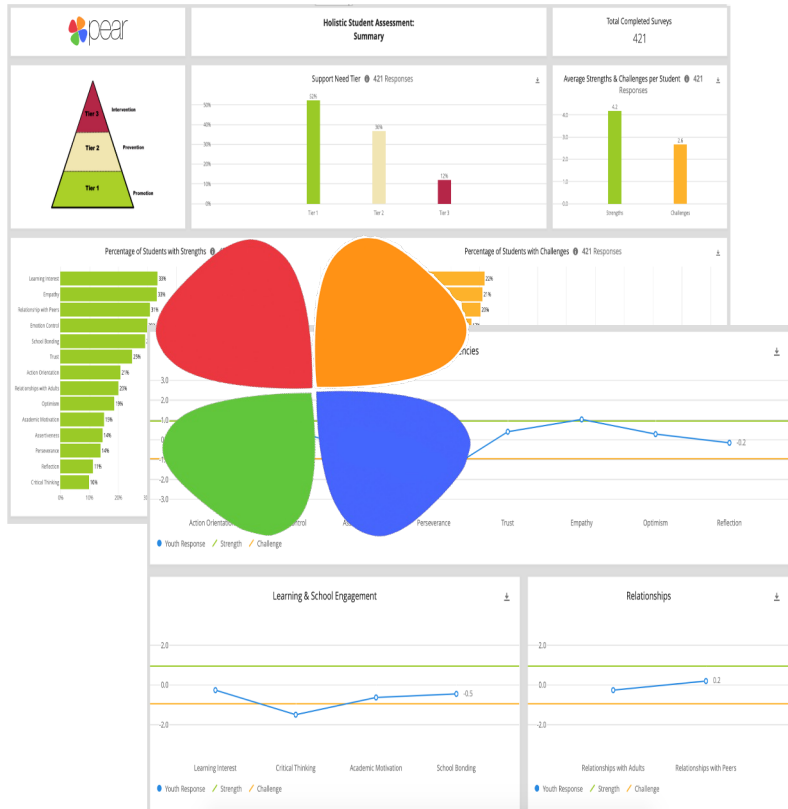
Standard: 4th – 12th Grade

Adult: 18 years and up

Measuring Change



HSA Data



Aligns with other forms of data

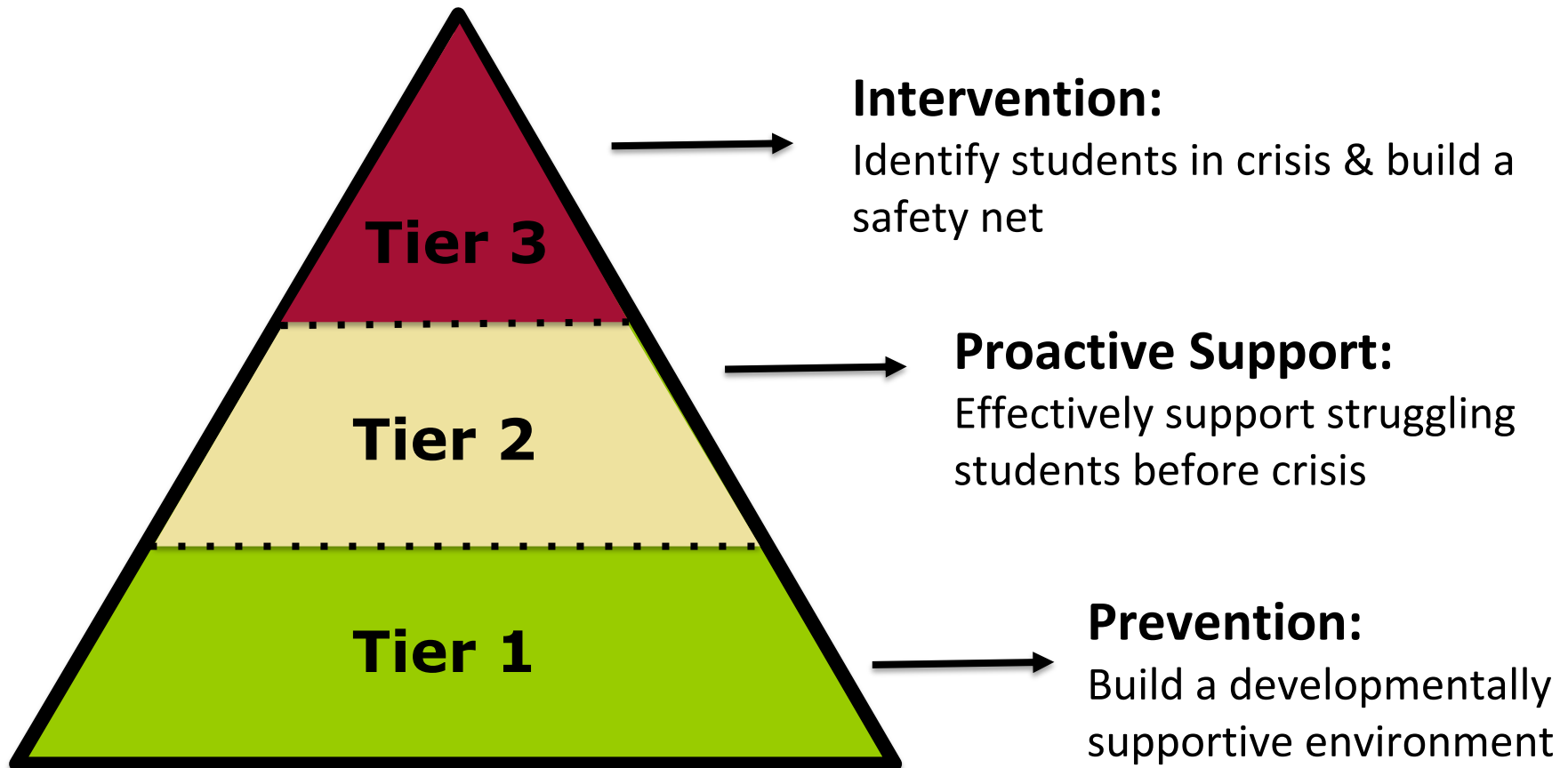


Builds a common language about SED



Strengthens relationships, climate and culture

HSA Data Supports...



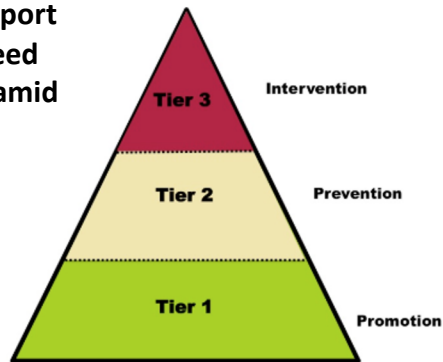
Qualtrics Demo



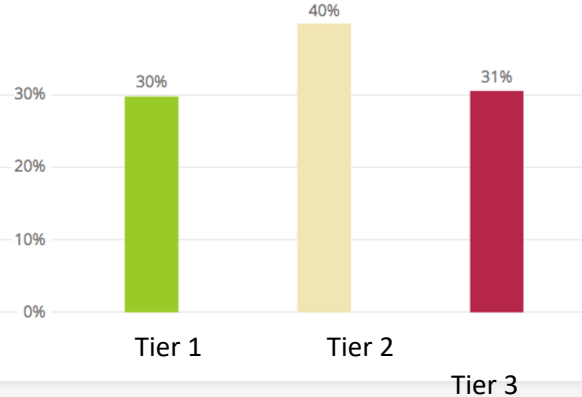
<http://thepearinstitute.co1.qualtrics.com/vocalize/>

HSA: Aggregate Data

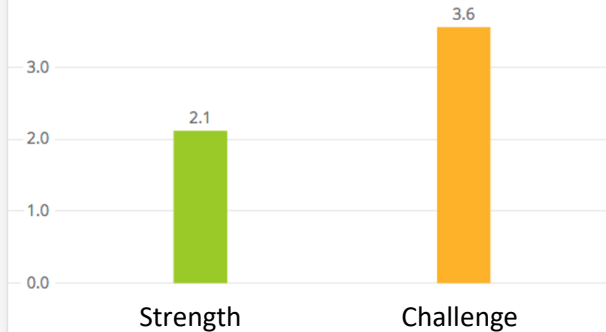
Support
Need
Pyramid



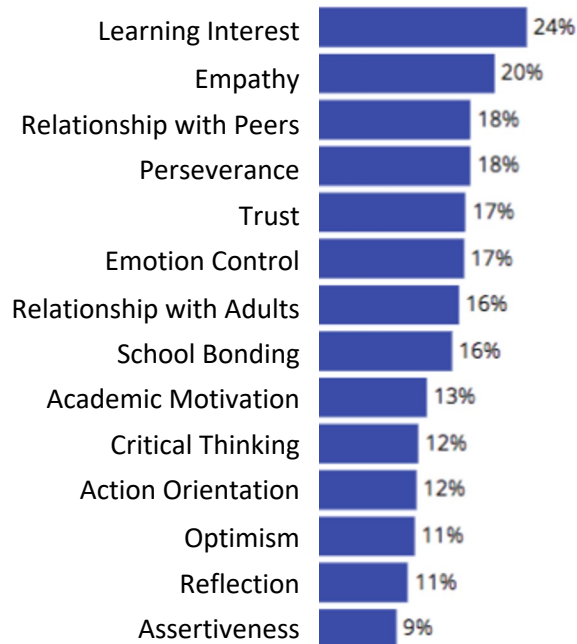
HSA Support Tier



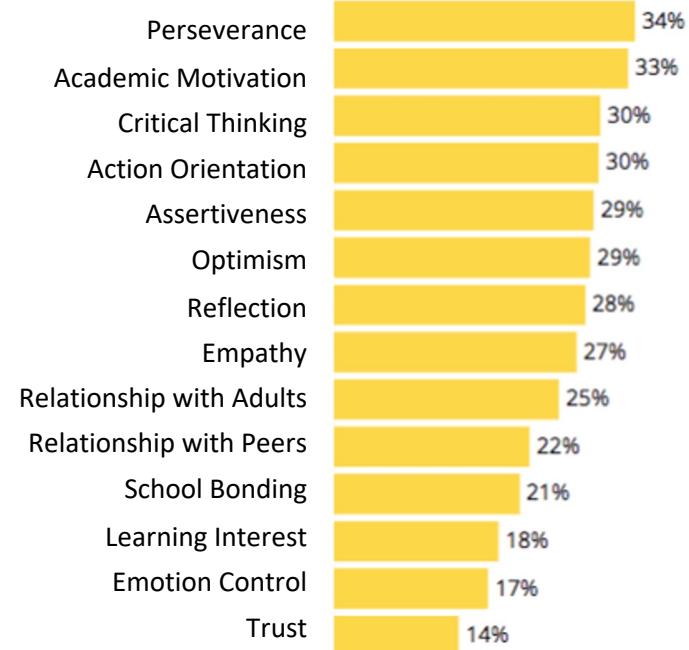
HSA: Average Strengths & Challenges per Student



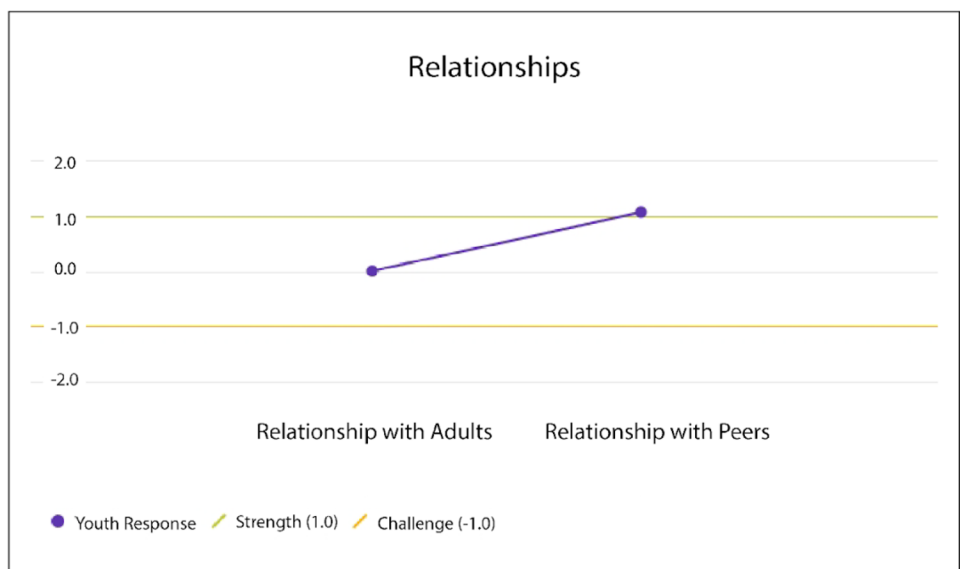
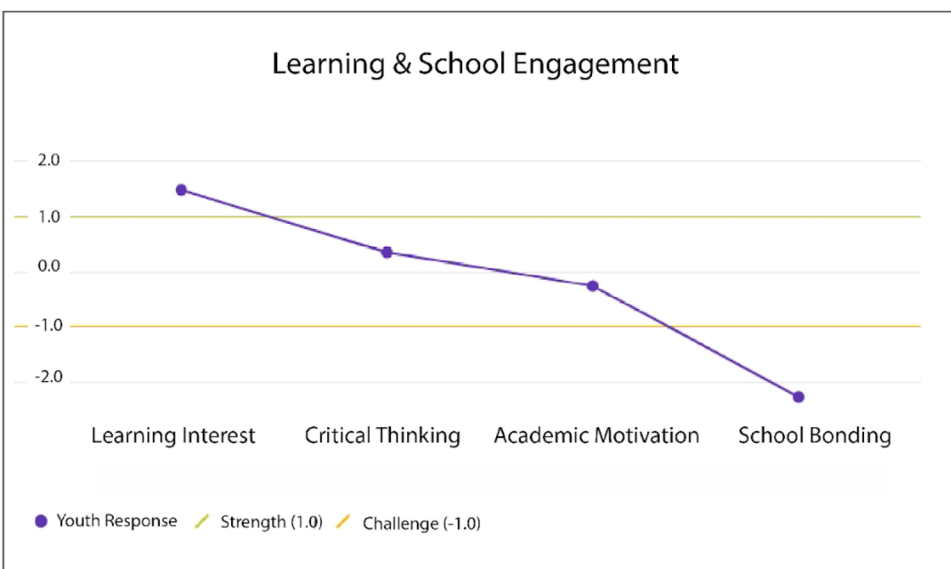
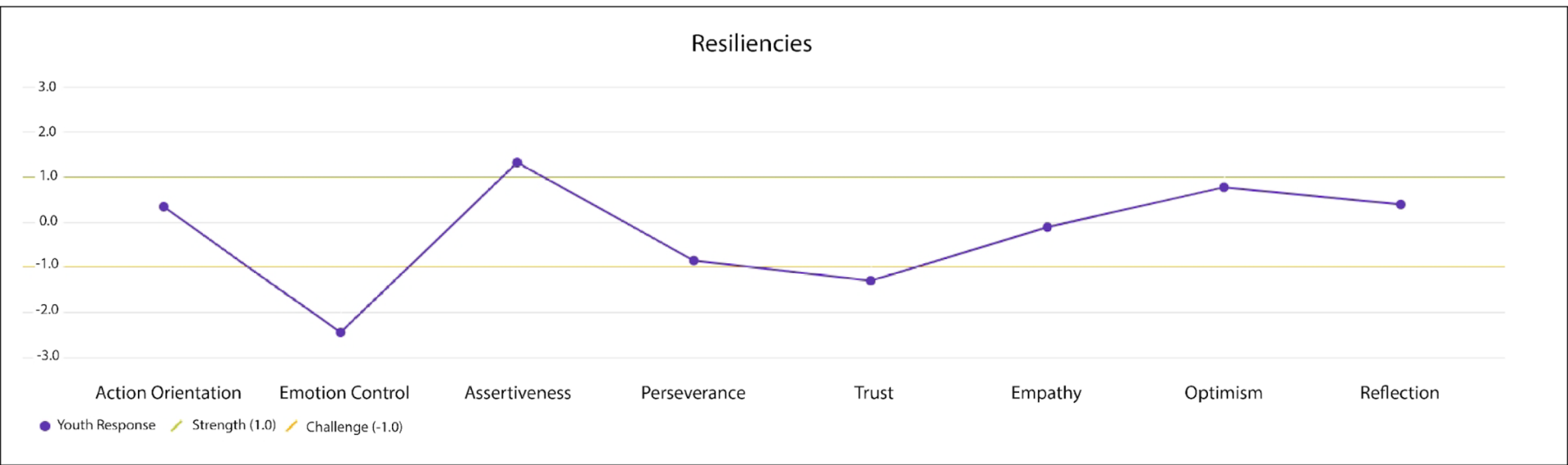
Percentage of Students with Strengths



Percentage of Students with Challenges



HSA: Individual Data



HSA: Group Data

*Students with a **strength** in Action Orientation*

| Student ID | Action Orientation | Emotion Control | Assertiveness | Perseverance | Trust | Empathy | Optimism | Reflection |
|------------|--------------------|-----------------|---------------|--------------|-------|---------|----------|------------|
| 26588 | 1.2 | -0.4 | -1.2 | 0.3 | 0.2 | -0.4 | -0.1 | -0.1 |
| 66001 | 1.2 | -1.1 | 0.6 | 1.1 | 0.2 | 0.4 | 1.4 | 0.3 |
| 55029 | 1.0 | -1.5 | 1.3 | 0.9 | 0.4 | -1.7 | -0.5 | 1.1 |
| 234074 | 1.2 | -0.7 | 0.2 | 1.1 | 1.0 | 1.6 | 0.2 | 0.3 |
| 55030 | 1.2 | -0.7 | 0.2 | 1.1 | -0.4 | -0.4 | 0.5 | 1.1 |
| 96102 | 1.4 | -1.2 | 0.6 | 1.8 | 1.0 | 0.3 | 1.7 | 1.5 |
| 55002 | 1.4 | 1.0 | 1.3 | 1.8 | 0.7 | 1.6 | 1.2 | 0.7 |
| 524938 | 1.0 | 1.6 | -0.8 | 2.2 | 1.0 | 1.1 | 1.4 | 1.5 |
| 218228 | 1.2 | 0.7 | -0.8 | -2.1 | -1.5 | 0.8 | 1.7 | -0.1 |
| 99040 | 1.2 | 0.7 | 0.6 | 1.1 | 0.5 | 1.6 | 1.4 | 1.1 |
| 99044 | 1.2 | -0.4 | 2.1 | 2.4 | 1.6 | 1.6 | 1.7 | 1.5 |

Coaching



PEAR coaches are experienced educators who help schools, districts, and out of school time programs best meet the social-emotional needs of their students.

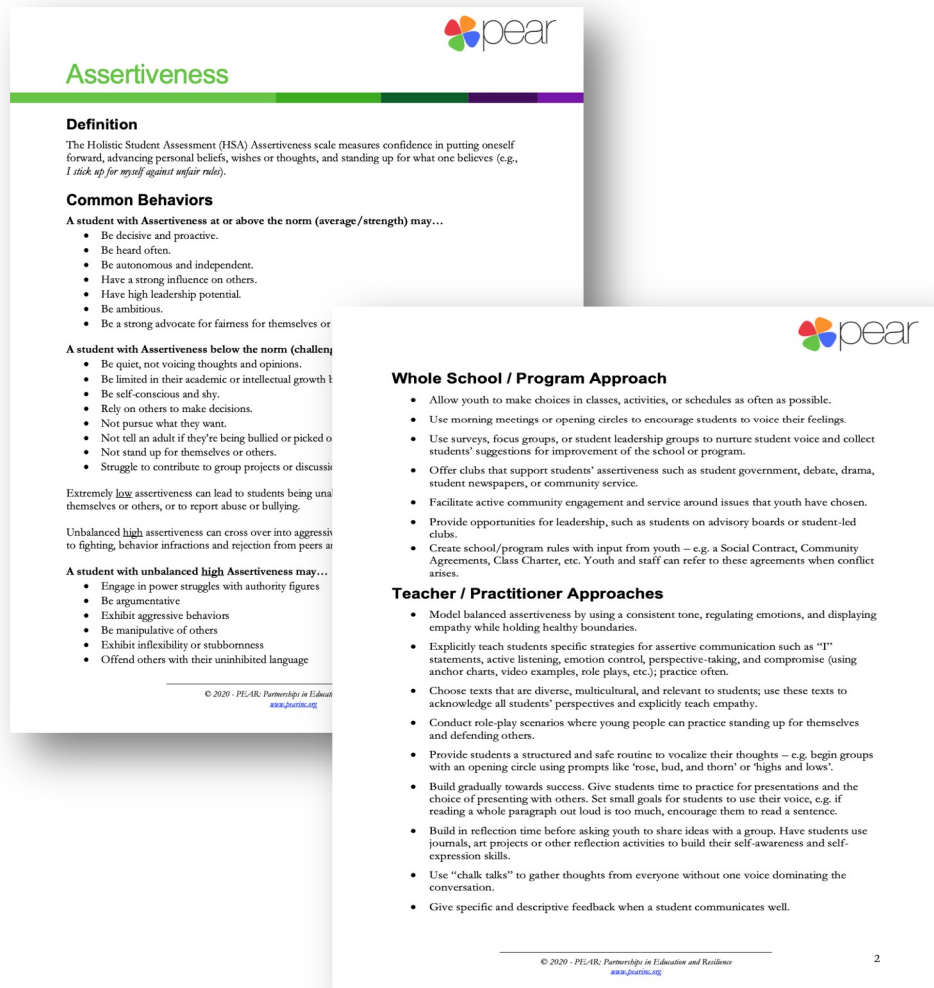
Our coaches provide:

- HSA data support
- Customized coaching plans
- Intervention guidance



Toolkit Aligned to Every HSA Scale

- ## Includes
- Common Student Behaviors
 - Whole School Approaches
 - Teacher Strategies
 - Discussion Questions



HSA Survey Options



| | |
|-------------------------|--|
| HSA | Standard version generally used as a pre or post assessment |
| HSA-SDQ | The standard plus Strengths and Difficulties Questionnaire items |
| HSA- Elementary | A shorter survey for students in 3 rd grade |
| Adult-Report HSA | For teachers or families to assess students in grades K-2 |
| HSA- Clover Core | A shorter survey focused on Clover related resiliencies |
| HSA-RSC | A retrospective self change survey format |
| HSA-RPP | A retrospective pre-post format |
| HTA | A survey for teachers measuring their own SED and specific teacher-oriented scales |
| HAA | A survey for adults measuring their own SED |

HSA Features

Deep research backing
Built on an evidence-based youth
development framework

Competitive pricing
Easy online survey administration
Available in 6 languages

An interactive data platform with

- Data filters and visualizations
- Easy import/export capabilities
- Data reported at the District, School, Classroom and Individual levels

Toolkits of practices aligned to each HSA scale
Individualized coaching and training for users



Training and Professional Development



Clover Professional Development

Duration: 3 hours - 10-days (depending on your needs)

Introductory Training:

- The Clover Model
- Child and youth development
- Behaviors through the Clover lens
- Using Clover as a tool

Additional Clover Training Offerings:

- Clover and Resilience (Trauma and Toxic Stress)
- Clover and Cultural Responsiveness
- Clover and Teacher Wellness
- Clover and Brain Science



Jane Aibel

CEO

jaibel@pearinc.org

781- 226-1586 X 106

www.pearinc.org